

## Graduate Outcomes Report 2020-21

Moraine Park Technical College has been graduating technically skilled students since it first opened in 1912. Our graduates are vital to the economic development of the Moraine Park district. With 70% of our 2020-21 graduates responding to our survey, we're proud to share some facts about their employment status, salary, and satisfaction with their education.

**92%**

of graduates are employed six months after graduation

**82%**

of graduates are employed in positions related to their career field

**62%**

of graduates are employed in the Moraine Park district

**98%**

of grads say they are satisfied or very satisfied with their training

**\$48,183**

is the average annual salary of graduates



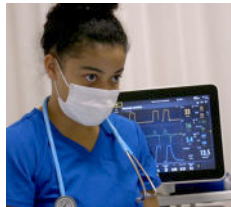
### TOP TEN PROGRAM SALARIES 2020-21

Median salary related occupations (35 hours or more per week)

Electrical Power Distribution	\$64,995
Leadership/Organizational Development	\$64,250
Nursing – Associate Degree	\$60,000
Welding	\$54,596
Radiography	\$53,856
Quality & Advanced Manufacturing Technology	\$53,538
Mechanical Design Technology	\$52,000
Small Business Entrepreneurship	\$50,000
Gas Utility Construction and Service	\$48,876
Information Technology – Network Specialist	\$47,129



*“Moraine Park was my best decision ever!”*  
Respiratory Therapist, Froedtert Hospital



*“I was able to use the experience and skills I learned while I attended school to obtain a job prior to graduation! It made the whole transition from school to work much less stressful!”*

Service Desk Support Analyst, Michels Corporation

# GRADUATE OUTCOMES REPORT RESULTS BY PROGRAM

PROGRAM	No. of Grads	No. of Responses	Response Rate	No. Available for Employment	No. Employed	% Employed	No. of Related Employment	% Related	No. Seeking Employment	Median Hourly Wage	Median Yearly Salary
<b>Associate Degree</b>	412	236	57%	213	194	91%	157	81%	19	\$21.10	\$44,206
Accounting	24	11	46%	11	9	82%	7	78%	2	\$21.47	\$45,841
Administrative Coordinator	6	4	67%	4	4	100%	4	100%	0	\$24.00	\$43,677
Air Cond, Htg & Refrig Technology	2	1	50%	1	1	100%	1	100%	0	*	*
Architectural Technology	5	4	80%	3	2	67%	2	100%	1	*	*
Automotive Technology	10	6	60%	6	6	100%	6	100%	0	\$21.50	\$44,717
Business Analyst	4	4	100%	3	3	100%	2	67%	0	*	*
Business Management	17	11	65%	8	8	100%	6	75%	0	\$20.72	\$40,798
Criminal Justice	14	8	57%	5	5	100%	4	80%	0	\$18.85	\$43,694
Culinary Arts	5	5	100%	3	3	100%	3	100%	0	\$15.98	\$33,277
Early Childhood Education	17	8	47%	8	7	88%	7	100%	1	\$16.00	\$33,277
Electromechanical Technology	6	1	17%	1	1	100%	1	100%	0	*	*
Fabrication Technologies	2	2	100%	2	2	100%	2	100%	0	*	*
Graphic Communications	14	8	57%	6	6	100%	3	50%	0	\$16.70	\$34,733
Health and Wellness	4	3	75%	3	1	33%	1	100%	2	*	*
Health Information Technology	11	8	73%	8	8	100%	4	50%	0	\$19.71	\$41,000
Human Resources	16	7	44%	4	4	100%	3	75%	0	*	*
Industrial Mechanical Technician	1	0	0%	0	0	0%	0	0%	0	*	*
Interactive Media Design	12	4	33%	4	3	75%	1	33%	1	*	*
IT - Mobile Applications Developer	4	3	75%	3	2	67%	1	50%	1	*	*
IT - Network Specialist	14	9	64%	8	7	88%	5	71%	1	\$22.66	\$47,129
IT - Software Developer	9	8	89%	8	5	62%	4	80%	3	*	*
IT - Technical Support Specialist	5	1	20%	1	0	0%	0	0%	1	*	*
IT - Web Development & Design Specialist	8	4	50%	4	4	100%	0	0%	0	*	*
Leadership and Organizational Development	11	7	64%	5	4	80%	3	75%	1	\$24.71	\$64,250
Legal Studies/Paralegal	8	5	63%	4	4	100%	2	50%	0	*	*
Marketing & Social Media Management	12	6	50%	4	4	100%	4	100%	0	*	*
Mechanical Design Technology	12	9	75%	9	8	89%	8	100%	1	\$25.00	\$52,000
Medical Laboratory Technician	6	2	33%	2	2	100%	2	100%	0	*	*
Medical Office Management	1	1	100%	1	1	100%	0	0%	0	*	*
Nursing - Associate Degree	81	43	53%	42	40	95%	39	98%	2	\$30.00	\$60,000
Paramedic Technician	4	1	25%	1	1	100%	1	100%	0	*	*
Quality & Adv Manufacturing Technology	6	5	83%	5	4	80%	4	100%	1	\$25.74	\$53,538
Radiography	10	5	50%	5	5	100%	5	100%	0	\$27.00	\$53,856
Respiratory Therapy	11	4	36%	4	3	75%	3	100%	1	*	*
Small Business Entrepreneurship	15	11	73%	11	11	100%	4	36%	0	\$18.00	\$50,000
Substance Use Disorder Counseling	12	8	67%	8	8	100%	7	88%	0	\$19.00	\$39,517
Surgical Technology	8	5	63%	5	5	100%	5	100%	0	\$20.33	\$37,000
Technical Studies - Journey Worker	2	2	100%	2	2	100%	2	100%	0	*	*
Water Quality Technology	3	2	67%	1	1	100%	1	100%	0	*	*
<b>Two-Year Technical Diploma</b>	10	1	7%	1	1	100%	1	50%	0	*	*
Automotive Technician	3	0	0%	0	0	0%	0	0%	0	*	*
CNC/Tool & Die Technologies	7	1	14%	1	1	100%	1	100%	0	*	*
<b>One-Year Technical Diploma</b>	211	130	62%	87	81	93%	69	85%	6	\$19.50	\$44,457
Accounting Assistant	13	9	69%	3	2	67%	2	100%	1	*	*
Child Care Services	2	1	50%	0	0	0%	0	0%	0	*	*
Cosmetology	19	7	37%	6	6	100%	6	100%	0	\$15.00	\$27,298
Electricity	26	19	73%	11	11	100%	9	82%	0	\$18.00	\$42,117
Electrical Power Distribution	30	10	33%	9	9	100%	8	89%	0	\$27.00	\$64,995
Emergency Medical Technician - Paramedic	5	4	80%	2	2	100%	2	100%	0	*	*
Gas Utility Construction & Service	6	5	83%	3	3	100%	3	100%	0	\$23.50	\$48,876
Health and Wellness Technician	4	4	100%	0	0	0%	0	0%	0	*	*
HVAC Installation Technician	11	5	45%	4	4	100%	4	100%	0	\$20.00	\$46,796
IT - Help Desk Support Specialist	6	5	83%	1	1	100%	0	0%	0	*	*
Medical Assistant	42	37	88%	33	31	94%	29	94%	2	\$16.60	\$32,485
Medical Coding Specialist	29	17	59%	11	9	82%	3	33%	2	\$19.00	\$39,518
Metal Fabrication	1	0	0%	0	0	0%	0	0%	0	*	*
Virtual Assistant	6	4	67%	1	0	0%	0	0%	1	*	*
Welding	11	3	27%	3	3	100%	3	100%	0	\$21.00	\$54,596
<b>Short-Term Technical Diploma</b>	544	422	78%	36	34	94%	27	79%	2	*	*
Advanced EMT	4	3	75%	3	3	100%	2	67%	0	*	*
Bookkeeper	10	5	50%	1	1	100%	1	100%	0	*	*
Emergency Medical Technician	48	34	71%	14	13	93%	10	77%	1	*	*
Nursing Assistant	482	380	79%	18	17	94%	14	82%	1	\$18.50	\$40,947

\*Fewer than three responses with related salary information.

Data published in this report does not include the 2020-21 graduates from the Department of Corrections.