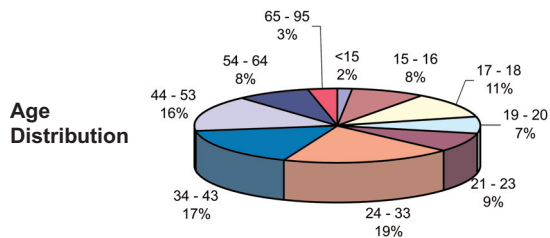


Headcount Summary

Headcount excluding incarcerated population*	21,513
FTE Generating Headcount**	20,516
Overall Headcount—All Served***	23,474

By Student Age Demographics*

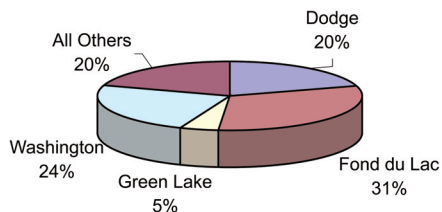


All Students		Program Coded Students	
Average Age	33	Average Age	29
Median Age	30	Median Age	26
Modal Age	17	Modal Age	19

All Students, Excluding High School Students**

Average Age	36
Median Age	34
Modal Age	18

By County of Student Residence*



	Total	Percent
Calumet	178	1%
Columbia	287	1%
Dodge	4,390	20%
Fond du Lac	6,678	31%
Green Lake	1,031	5%
Marquette	66	0%
Milwaukee	267	1%
Ozaukee	365	2%
Sheboygan	517	2%
Washington	5,103	24%
Waukesha	181	1%
Waushara	123	1%
Winnebago	673	3%
Other	1,654	8%
Total	21,513	100%

Demographics presented based on Headcount excluding incarcerated population.

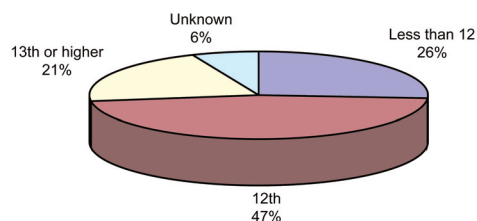
*District Fact Sheet Data Source 2007: State Client Reporting. Unduplicated enrollment for demographic breakouts includes other counties, out-of-state, transcribed credit high school students, students who took at least one FTE generating course, and Basic Education students. Unduplicated headcount excludes: incarcerated population or delegate agencies (Loc. 35, 36, 37, 50, 51). Client file excludes course activity for aid types of 3, 6, 89 or non-FTE generating courses or activities such as internal Moraine Park staff courses and community courses like painting, ceramics, etc. (These activities were included in past District Fact Sheets. If all activities were included, unduplicated headcount would equal 23,086 excluding incarcerated population vs. 21,513). Client file also excludes course withdrawals of 80% and 100% and grades of X, Z and O.

FTE Generating Headcount includes everyone taking at least one FTE generating course but excludes transcribed credit high school students and those only receiving grant services, but not enrolled. The headcount **does include the incarcerated population. However, the age breakout, excluding high school students, excludes incarcerated population.

***Overall Headcount includes transcribed credit high school students and incarcerated population but excludes activities.

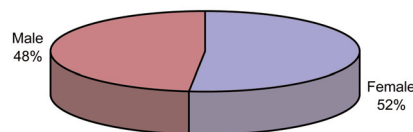
On all charts "1%" means 1% or less, and "0%" means insignificant. Median age is the middle value of an ordered list of ages and is insensitive to very young or old ages. Modal age is the value that has the highest frequency of occurrences.

By Highest Grade Completed*



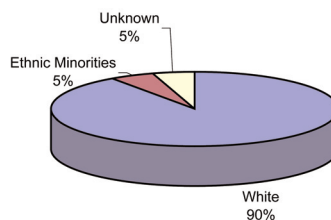
	Students	Percent of Those Reported
Less than 8	51	0%
8	341	2%
9	963	4%
10	1,555	7%
11	2,706	13%
12	10,043	47%
13	1,135	5%
14	1,245	6%
15	397	2%
16	1,246	6%
17	447	2%
Unknown	1,384	6%
Total	21,513	100%

By Gender*



	Students	Percent
Female	11,136	52%
Male	10,377	48%
Total	21,513	100%

By Ethnicity*



	Students	Percent
White	19,409	90%
Asian	183	1%
Black	191	1%
Hispanic	586	3%
American Indian/ Native Alaskan	154	1%
Pacific/Hawaii Island	2	0%
Unknown	988	5%
Total	21,513	100%

Program Graduates

Associate Degree	443
Two-Year Technical Diploma	13
One-Year Technical Diploma	330
Short-Term Technical Diploma	408
Apprentice	69
Certificate**	—
Total Graduates	1,263

Program Title	Graduates	Enrollments With Graduates
Accounting	48	307
Accounting Assistant	6	26
Administrative Assistant	10	115
Air Conditioning, Heating and Refrigeration Technology	6	40
Alcohol and Other Drug Abuse Associate	8	96
Associate Degree Nursing	92	604
Auto Collision Repair and Refinishing	17	35
Auto Maintenance Technician	10	47
Automotive Technician	7	34
Barber/Cosmetologist	13	42
Bricklaying/Masonry	24	47
Building Maintenance/Construction	36	48
Building Trades/Construction Worker	2	10
Business Management	—	57
Business-to-Business—Marketing	5	29
Cabinet Making/Millwork	21	48
Child Care Services	1	18
Chiropractic Technician (One Year)	—	1
Chiropractic Technician (Associate Degree)	7	48
Civil Engineering Technician – Structural	6	67
Clinical Laboratory Technician	7	39
Computer-Aided Manufacturing Technology	0	3
Computer Drafting/Mechanical	16	32
Criminal Justice – Corrections	24	218
Criminal Justice – Law Enforcement	—	2
Culinary Arts	13	88
Custodial Services	51	90
Dental Laboratory Technician	14	14
Early Childhood Education	24	115
Electrical Power Distribution	17	18
Electricity	25	48
Electro-Mechanical Technology	4	23
Electroneurodiagnostic Technology (ENDT)	—	1
Emergency Medical Technician	—	74
Engine Technology	5	27
Engineering Technologist	3	33
Farm Business and Production Management	—	5
Food Service Production	1	4
Graphic Communications – Electronic Prepress	22	100
Health Information Technology	11	92
Individualized Technical Studies	—	2
Industrial Engineering Technician	—	7
Information Technology – Business and Technology Coordinator	5	25
Information Technology – Database Administrator and Developer	—	1
Information Technology – Micro Programmer Specialist	6	35
Information Technology – Network Specialist	7	70
Information Technology – Technical Support Specialist	18	86
Information Technology – Programmer/Analyst	2	7
Information Technology – Web Developer	7	79
Instructional Assistant	6	32
Legal Secretary	6	40
Machine Tool Operator	8	26
Machining Technician	6	24
Marketing	15	68
Mechanical Design Technology	10	46
Medical Assistant	13	102
Medical Office Specialist	16	53
Medical Transcription	9	46
Medication Assistant	18	20

Program Title	Graduates	Enrollments With Graduates
Motor/Marine Power Production Technician	7	17
Nuclear Medicine Technologist	6	40
Nursing Assistant	214	288
Office Assistant	13	51
Pharmacy Technician	—	5
Practical Nursing	98	110
Printing and Publishing	—	11
Production Welding	30	65
Radiation Therapist	—	8
Radiography	10	74
Refrigeration, Air Conditioning and Heating Service Technician	15	35
Respiratory Care Practitioner	11	46
Supervisory Management	26	129
Surgical Technology	8	44
Technical Studies - Journeyworker	2	7
Tool and Die Designer	5	22
Tool and Die Making	—	1
Veterinary Technician	—	29
Water Quality Technician	5	25
Welding	36	69
Apprentice - ABC Carpentry	5	39
Apprentice - ABC Electrician	17	99
Apprentice - ABC Glazing	4	8
Apprentice - ABC Steamfitting	—	1
Apprentice - Barber/Cosmetologist	13	38
Apprentice - Construction Electrician	—	19
Apprentice - EDM (Electrical Discharge Machining)	—	6
Apprentice - Electrical Lineman	1	42
Apprentice - Industrial Maintenance Electrician	1	19
Apprentice - Millwright - Electrical	—	2
Apprentice - Plumbing	17	57
Apprentice - Steamfitting	6	17
Apprentice - Steamfitting Service	—	1
Apprentice - Test Equipment Technician	—	4
Apprentice - Tool Maker	5	8
Total	1,263	4,950

* District Fact Sheet Data Source 2007: State Client Reporting.

Duplicated enrollment and graduates. Program-coded students are counted in each program enrolled or graduated. Includes incarcerated population/delegate agencies.

** Certificate graduates not reported through state reporting. Certificate graduates per internal reports: 359 graduates.

FTE Analysis***

10 Associate Degree	2,132.96
30 Short-Term Technical Diploma	226.84
31 One-Year Technical Diploma	248.50
32 Two-Year Technical Diploma	117.07
42 General Adult	38.50
47 Occupational Adult	85.58
50 Apprentice	49.62
60 Adult Avocational	0.10
Non-Postsecondary	
73 Beginning ABE	16.05
74 Intermediate ABE	47.52
75 ELL/HIP/VIP	28.37
76 High School Diploma, GED/HSED	110.96
77 ASE Developmental	15.45
78 ASE Remedial	3.03
Total	3,120.55
Headcount generating the 3,120.55 FTEs	20,516

***FTE Analysis Source: Client Reporting Year End Summary.

FTE Generating Headcount includes everyone taking at least one FTE generating course but excludes transcribed credit high school students and those only receiving grant services, but not enrolled. The headcount does include the incarcerated population.